



Linking U.S. Agriculture to the World

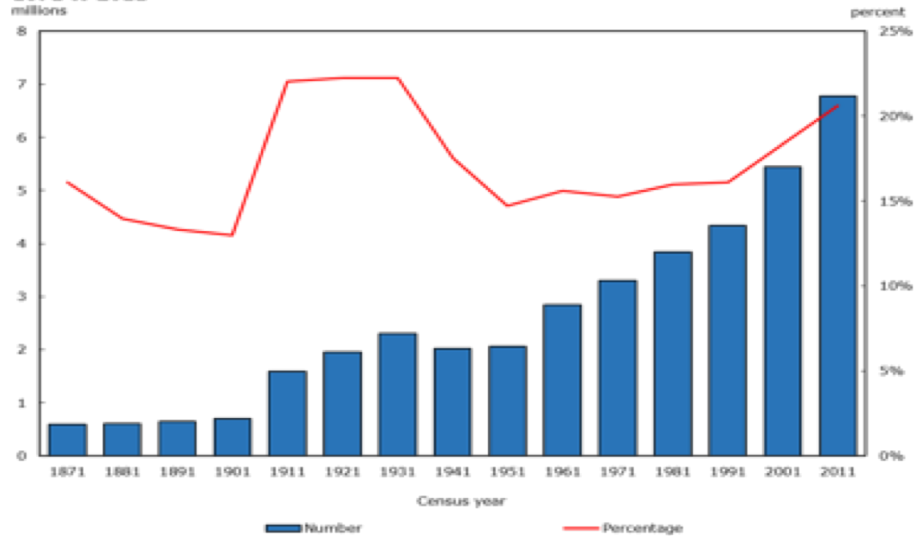
United States Department of Agriculture **USDA**
Foreign Agricultural Service



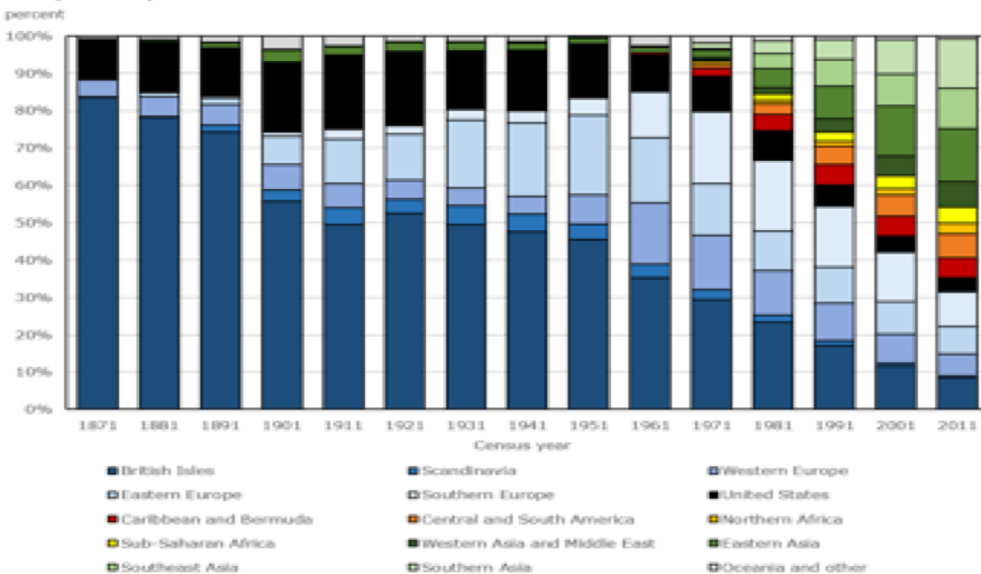


Who is Canada?

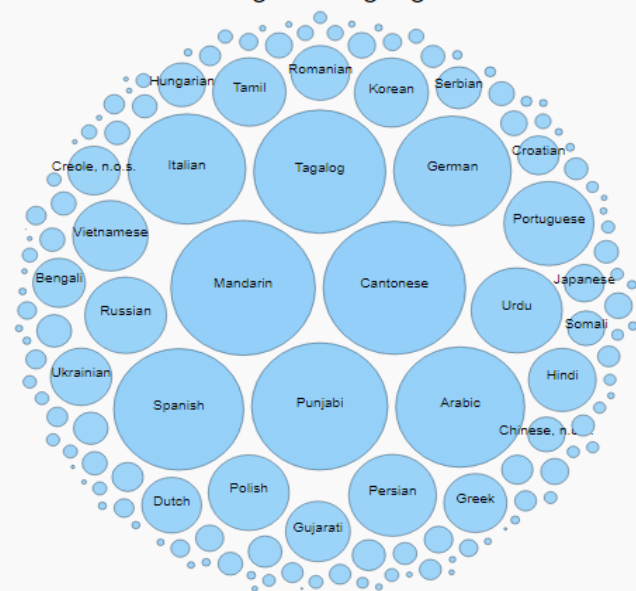
Number and proportion of the foreign-born population in Canada, 1871 to 2011



Distribution in percentage of the foreign-born population, by place of birth, Canada, 1871 to 2011



Canada
Immigrant languages



Canadian Economy

Population: 37 Million

GDP: \$1.54 Trillion

Real GDP Growth: 1.7%*

GNI per capita: \$43,880

CPI: 2.3%

Unemployment: 5.8%

U.S. Economy

Population: 326 Million

GDP: \$18.6 Trillion

Real GDP Growth: 2.3%*

GNI per capita: \$56,850

CPI: 2.4%

Unemployment: 4.1%

Quebec Economy

Population: 8.4 Million

GDP: \$316 Billion

Real GDP Growth: 1.9%*

GNI per capita: \$37,884

CPI: 1.5%

Unemployment: 5.6%



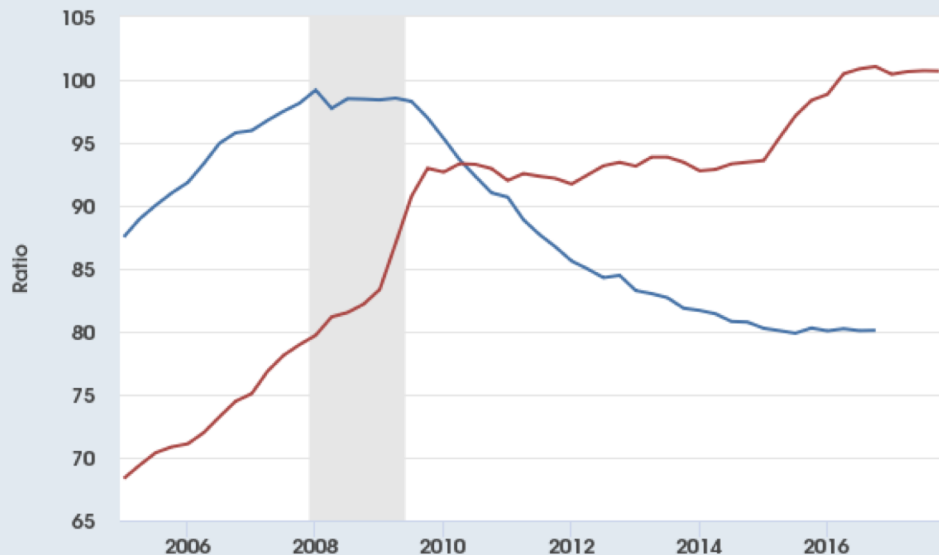
GDP/person

GDP



FRED

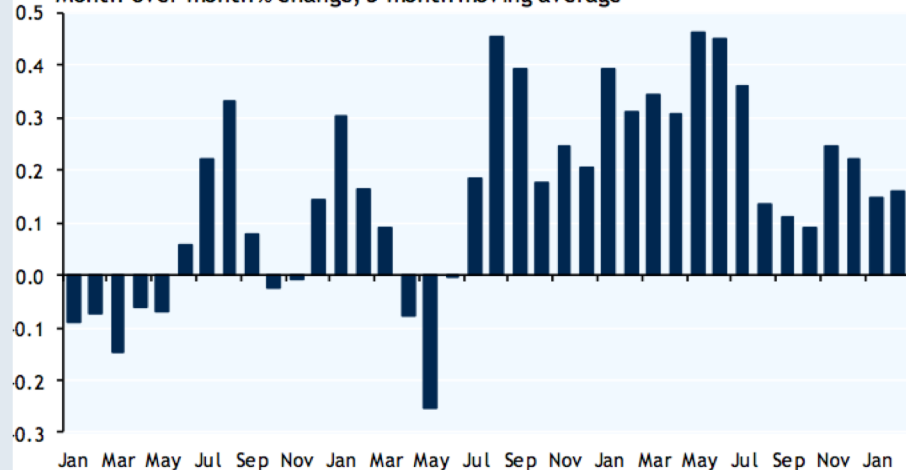
Household Debt to GDP for United States
Household Debt to GDP for Canada



Source: International Monetary Fund

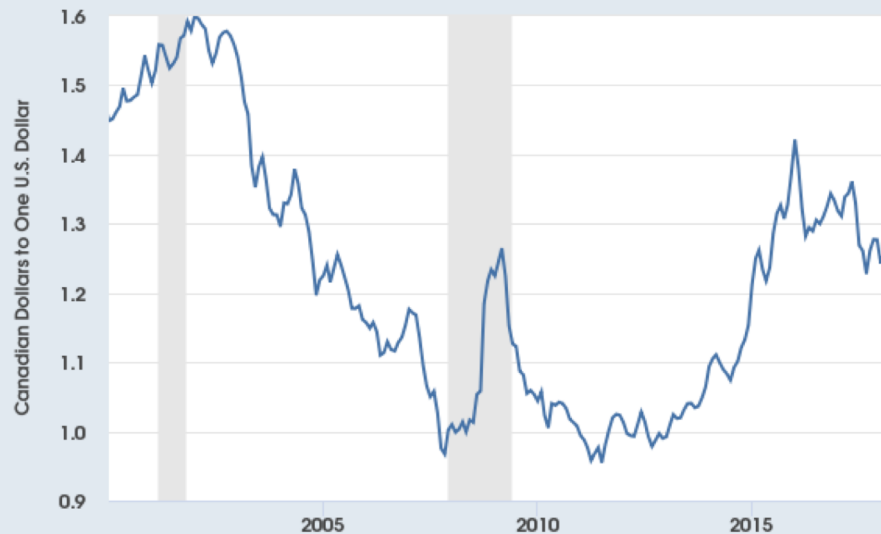
Canada GDP Growth

Month-over-month % change, 3-month moving average



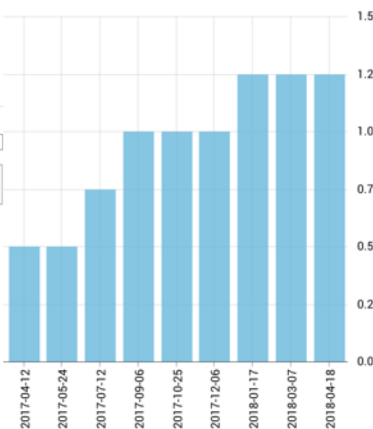
FRED

Canada / U.S. Foreign Exchange Rate



Source: Board of Governors of the Federal Reserve System (US)

FEDERAL FUNDS CHART



Canadian Ag

Ag and Food Output: \$81 Billion

Ag and Food / GDP: 6.7%

Ag and Food Jobs: 2.3 Million

Ag and Food / Total Jobs: 13%

Farm Output: \$42 Billion

Farm Output / GDP: 3.4%

Farms: 193,492

Farm Operators: 271,935

Food is 14.3% of Household Expenditures

Total Exports: \$41 Billion

Exports / Ag and Food: 51%

US Ag

Ag and Food Output: \$992 Billion

Ag and Food / GDP: 5.5%

Ag and Food Jobs: 21.4 Million

Ag and Food / Total Jobs: 11%

Farm Output: \$137 Billion

Farm Output / GDP: 1%

Farms: 2.1 Million

Farm Operators: 3.2 Million

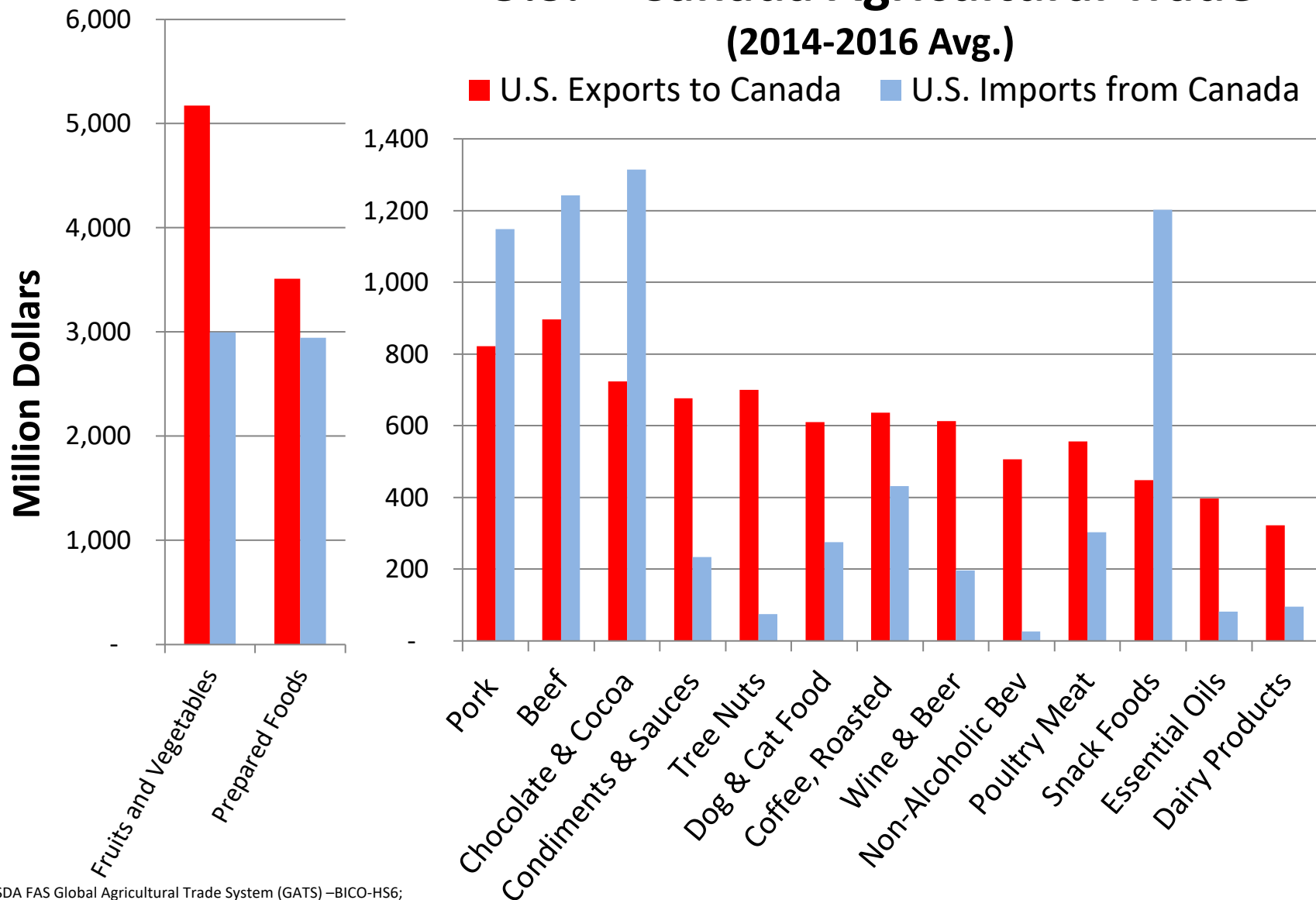
Food is 12.6% of Household Expenditures

Total Exports: \$135 Billion

Exports / Ag and Food: 14%

The average Canadian farmer exports over twelve times as much food and agricultural goods to the United States as the average American farmer exports to Canada.

U.S. – Canada Agricultural Trade (2014-2016 Avg.)





THIS REPORT CONTAINS ASSESSMENTS OF COMMODITY AND TRADE ISSUES MADE BY USDA STAFF AND NOT NECESSARILY STATEMENTS OF OFFICIAL U.S. GOVERNMENT POLICY

Required Report - public distribution

Date: 2/23/2018

GAIN Report Number: CA17051

Canada

Exporter Guide

2017



THIS REPORT CONTAINS ASSESSMENTS OF COMMODITY AND TRADE ISSUES MADE BY USDA STAFF AND NOT NECESSARILY STATEMENTS OF OFFICIAL U.S. GOVERNMENT POLICY

Required Report - public distribution

Date: 2/5/2018

GAIN Report Number: CA17049

Canada

Food and Agricultural Import Regulations and Standards - Narrative

FAIRS Annual Country Report

Taste U.S. www.tasteus.ca EN / FR

FAS GAIN Reports www.gain.fas.usda.gov

FAS Canada Site www.fas.usda.gov/regions/canada





United States Department of Agriculture
Foreign Agricultural Service

Questions?

